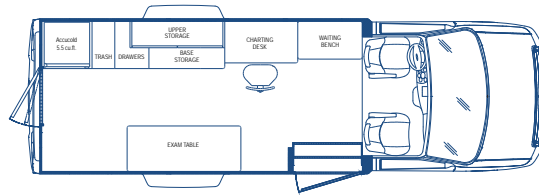


MOBILE MEDICAL CLINIC MODEL OVERVIEW

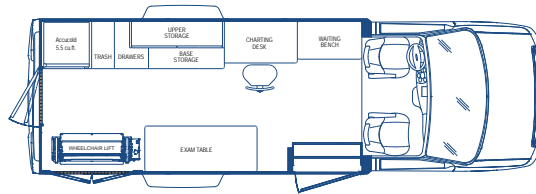
GROUP A

23ft One Room Mobile Unit
Ford E-350



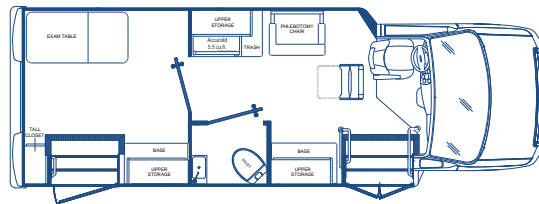
GROUP B

23ft One Room Mobile
Medical Clinic Wheelchair
Lift Ford E-350



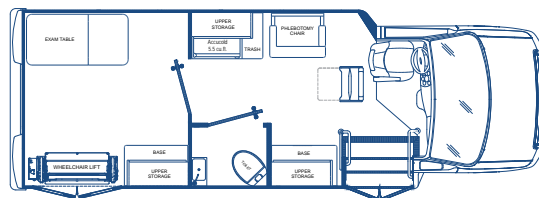
GROUP C

25ft Two Room Mobile
Medical Clinic with Dual
Entry Ford E-450



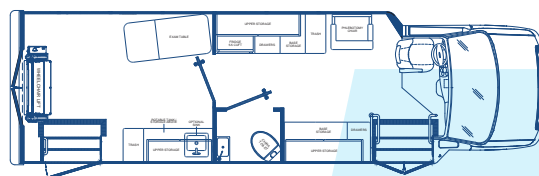
GROUP D

25ft One Room Mobile
Medical Clinic Wheelchair
Lift Ford E-450



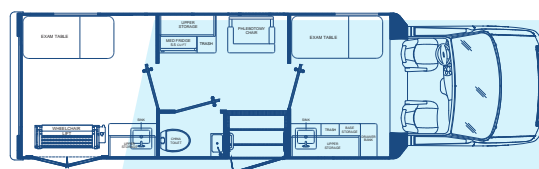
GROUP E

28ft Two Room Mobile
Medical Clinic with Dual
Entry Wheelchair Lift
Ford E-450



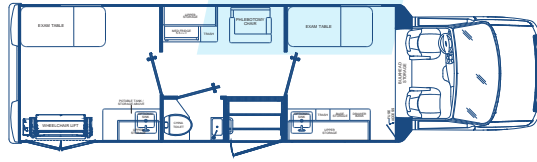
GROUP F

30ft Two Room Mobile
Medical Clinic Wheelchair
Lift Ford E-450



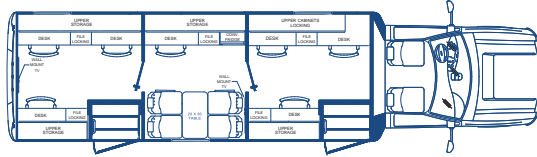
GROUP M

32ft Two Room with Lab
Mobile Medical Clinic
Wheelchair Lift Ford E-450



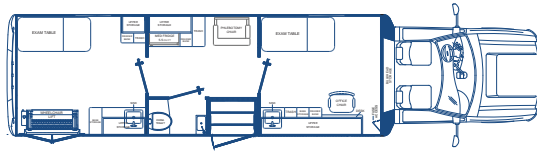
GROUP F-2

35ft Three Room Mobile
Clinic with Dual Entry
Ford F-550



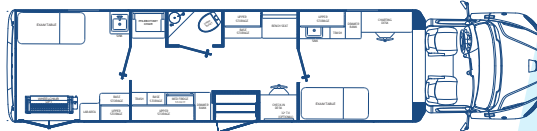
GROUP G

37ft Two Room with
Lab Mobile Medical
Clinic Wheelchair Lift
Ford F-550



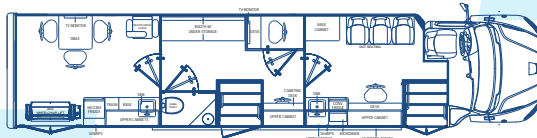
GROUP I

40ft Three Room Mobile
Medical Clinic with Blood
Draw Wheelchair Lift
Freightliner



GROUP H

40ft Three Room with
Dual Entry Wheelchair Lift
Freightliner



GROUP J

29ft Two Room Mobile
Medical Trailer CargoMate

